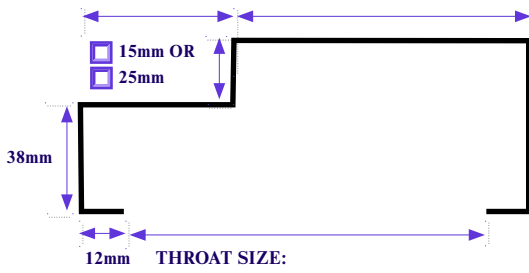
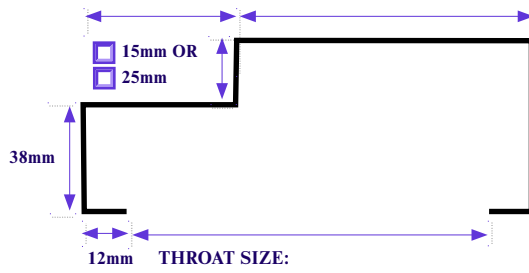


North Eastern Door Frames : Custom Frame Profile Form

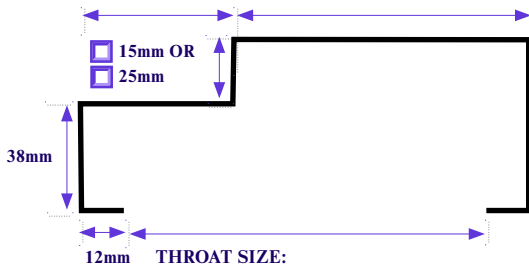
Single Rebate Profile



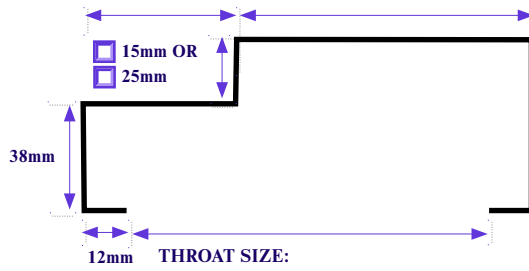
PROFILE ID:



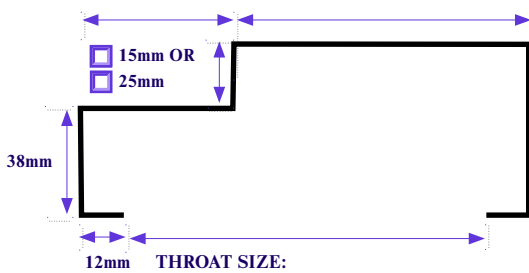
PROFILE ID:



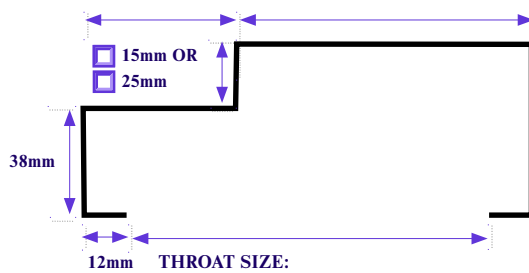
PROFILE ID:



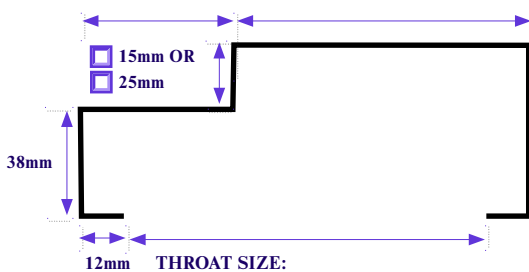
PROFILE ID:



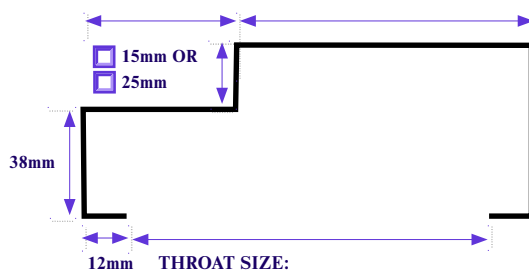
PROFILE ID:



PROFILE ID:



PROFILE ID:



PROFILE ID:



5/14 Geebung Drive, Port Macquarie NSW 2444 | 36 Enterprise Drive Beresfield NSW 2322

10 Production Drive Wauchope NSW 2446

PHONE: (02) 6581 2822 | FAX: (02) 6581 2802 | EMAIL: doors@nedf.com.au | WEB: www.nedf.com.au

All statements, technical information, and recommendations related to NEDF's products are based on information believed to be reliable, but the accuracy or completeness is not guaranteed. Before using this product, you must evaluate it and determine if it is suitable for your intended application.



© NEDF_v2.0_09/25